

# WOODLAND PARK SCHOOL DISTRICT'S PRESCHOOL PROGRAM



# CENTRAL OFFICE

## 853 MCBRIDE AVE



Dr. Michele Pillari  
Superintendent of Schools

Mr. Paul Murphy  
Business Administrator

Dr. Giovanna Irizarry  
Director of Special Education & Student Support Services

Mrs. Carmela Triglia  
Director of Curriculum and Instruction



# SCHOOL INFORMATION

## School #1

Ms. Gutierrez, Director of Early Childhood Education  
Mrs. Meeker, School Secretary  
Ms. Pearce, School Nurse  
Ms. Leary, Master Teacher  
Ms. Urgo, Preschool Intervention & Referral Specialist

## Charles Olbon School

Ms. Socha, Preschool Principal/Supervisor of ELA  
Mrs. Perez, Preschool Secretary  
Ms. Beatty & Ms. Barrett, School Nurse  
Ms. Dizzia, Preschool Behaviorist  
Ms. Rosado, Preschool Social Worker  
Ms. Sanducci, School Counselor



# PRESCHOOL TEACHERS

## School #1

Ms. Face

Ms. Wittig

Ms. Guariglia

Ms. Gilhooley (Ficarra)

Ms. Casasnovas

Ms. Murray

Ms. LaSala

Ms. Tobia

Ms. Woessner



## Charles Olbon School

2 PSD Preschool Classrooms Ms. Samra & Ms. Flores

Ms. Petrulla, Ms. Cuntrera, Ms. Chiaravalotti

Mrs. Morozowski, Mrs. Munro

# MORNING ARRIVAL AT SCHOOL 1



- **Morning Drop-Off Procedure**
- The official start of our school day for **three-year-olds is 8:55am.**
- The official start of our school day for **four-year-olds is 8:40am.**
- Parents/guardians will utilize the **designated parking spaces located on McBride Ave and Newby Ave** to park and walk your child into the School #1 parking lot to meet your child's teacher.
- When dropping off your child, please be sure to meet your child's teacher at their designated drop off location.
- Children in **Ms. Face, Ms. Tobia, Ms. Gilhooley and Ms. Woessner's classes** will enter school using the side entrance/exits of the building located in the parking lot. Please be sure to utilize the parking spaces located on **Newby Ave** for easy access to your drop-off location.
- Children in **Ms. Wittig, Ms. Guariglia, Ms. Casanovas, Mrs. Murray, Mrs. LaSala's preschool classes** will enter school using the main entrance/exit of the building located in the front of the school. Please be sure to utilize the parking spaces located on **McBride Ave** for easy access to your drop-off location.
- Late arrivals will enter through the main entrance of the school, where you will sign your child into school and a staff member will walk your child to their classroom.

# MORNING ARRIVAL AT CHARLES OLBON



- **Morning Drop-Off Procedure**
- The official start of our school day for **three-year-olds is 8:55am.**
- The official start of our school day for **four-year-olds is 8:40am.**
- Parents/guardians will utilize the street parking near Charles Olbon School and walk your child to meet child his or her teacher.
- Children in **Ms. Khalil/Ms. Cuntrera, Ms. Munro and Ms. Morozowski's classes** will enter school using the side entrance/exits of the building located by Exit 2 and 3 (Front of the school/gym doors).
- Children in **Ms. Chiaravalotti and Ms. Petrullo's preschool classes** will enter school using the back entrance (Exit 4) of the building located in front of the small preschool playground. Please be sure to utilize the parking spaces located on Bartsch Avenue for easy access to your drop-off location.
- Late arrivals will enter through the main entrance of the school, where you will sign your child into school and a staff member will walk your child to their classroom.

# AFTERNOON DISMISSAL



- The official dismissal of our school day for **three-year-olds is 2:55 pm.**
- The official dismissal of our school day for **four-year-olds is 2:40pm.**
- Please follow the same parking lot procedures as you do in the morning.
- If there is a change to your child's regular dismissal plan (bus, after care, adult picking up etc.) please be sure to inform your child's teacher immediately so that we may ensure that all children leave school safely and as planned.

# HEALTH INFORMATION

- All absences must be reported to the school nurse no later than 8:45 am -  
Name and reason for absence. 973-317-7774.
- Immunizations are up-to-date. All copies should be provided to the school nurse.
- Current physical is required
- All preschool children are required to receive annually, at least one dose of influenza vaccine between September 1 and December 31 of the school year. If a child does not have the influenza vaccine he/she will be excluded from school until March 31<sup>st</sup>.
- Please let the nurse know if your child has allergies, wears glasses, has any health issues or serious illness.



# HELLO PRESCHOOL PUPPIES!

**P**LAY SAFELY

**A**CT KIND

**W**ORK TOGETHER

**S**MILE



# SAMPLE PRESCHOOL SCHEDULE

8:55-9:05	Student Arrival/ Handwashing/ Breakfast
9:00-9:15	Large Group
9:15-10:20	Centers/Free Choice
10:20-10:40	Read Aloud
10:40-11:00	Small Groups
11:00-11:40	Outside/Gross Motor
11:40-11:45	Handwashing
11:45-12:10	Lunch
12:10-12:20	Handwashing
12:20-1:20	Rest/Quiet Activities
1:25-2:10	Handwashing/ Centers/Small Groups/Snack
2:10-2:35	SEL
2:35-2:55	Large Group/ Dismissal

# SNACK

- Preschool children will have snack daily.
- Please pack your child's snack in a **lunchbox**.
- Healthy snacks only, no “junk food”. We define junk food as any food that is high in fat, sugar and/or salt and low in nutritional value. Some examples include candy, chips, cookies, cake, donuts, etc.
- Please send food in small, manageable portions. All foods should be prepared so that they are ready to eat, such as cut into small pieces, peeled etc.



# DRESS CODE

- **Shirts** – polo collared, long or short sleeve- solid color only (navy or maroon)
- **Sweaters/Sweatshirts** – solid color only (navy or maroon)
- **Pants** - solid color only (khaki or navy)
- **Shorts, Skirts or Dresses** – solid color only (khaki or navy), shorts same style as chinos. Skirts and jumpers solid color (khaki or navy) and shorts must be worn underneath.
- **Shoes** – must be closed toe and closed heel back shoes or sneakers

Your child will need at least one seasonably appropriate change of clothing which will include – a top, pants, underwear and a pair of socks. It must be placed in a large Ziploc bag and labeled with your child's name.

***\*Also if needed, be sure to provide diapers/pull-ups and wipes on a weekly basis.***

# COMMUNICATION

Update contact information on Parent Portal

- Phone numbers
- Email addresses
- Emergency contacts

Check the district and school website on a regular basis for pertinent information and list of activities

- Preschool handbook
- School calendar
- Dress code
- Lunch menu
- Teacher webpages

Family APP – Two way communication



**Six Things**  
to  
remember  
on  
**THE  
FIRST  
DAY  
OF  
SCHOOL**



- Backpack
- Lunchbox (lunch and labeled healthy snack)
- Crib fitted sheet
- Small blanket
- Change of Clothes

*Please send the crib fitted sheet and blanket in a large labeled Ziploc storage bag.*

*Please send the change of clothes in a separate labeled Ziplock bag.*

*Send diapers or Pull ups if needed.*

# PARTNERSHIPS

## ◆ **Home and School Association**

- Tami Hajbi & Melissa Daly - Co Presidents
- Dana Camacho & Nicole Orgo - CO Vice Presidents
  - Jamie Zummo- Secretary
- Amy Dean & Ariana Rodriguez- CO Treasurers

## ◆ **Alfred H. Baumann Free Public Library**

- Mrs. Linda Hoffman – Library Director

## ◆ **SNAC – Special Needs Advisory Committee**

- Mrs. Maria Billson – President

# PRESCHOOL PROGRAM

## Full Day Program

- **Creative Curriculum for Preschool 6<sup>th</sup> edition – Distance Learning Cloud**
- **Family APP – Two-way communication**
- **Teaching Strategies GOLD Assessment System**
- Researched-based curriculum that enhances social emotional, physical, cognitive and language development.
- Balances both teacher directed and child initiated learning while responding to children's learning styles and building on their strengths.






# Studies Approach

The study approach is a method of integrating content learning through children's in-depth investigations of a meaningful topic.

Children raise questions about the topic, and through exploration and discovery they find answers to their questions.



# KWL CHARTS

**Tools:** Tape Measure, Screw driver, Saw

**Most** **Least**

**Investigation I**  
What do buildings around us look like?

**chimney, roof, windows, columns, door, stairs**

**Buildings have many important features.**

**Angelina:** "My house has a roof, it protects the house from the snow and rain."  
**Ryleigh:** "Inside I have two sinks for the bathroom and the kitchen. For the kitchen we wash dishes."

**There are various types of buildings in our community: Commercial and Residential.**

**Supermarket (Commercial)**  
**Restaurant (Commercial)**  
**Apartment (Residential)**

**My house has a door and ch...**

**Keuris - "My house is residential."**

**Know (K):**

- Nicolas: People live in buildings
- Angelina: They need stairs to go up and down.
- Jocelynn: They have elevators.
- Aylin: They are hard so the wind can't blow them.
- Michael: Sometimes I see a helicopter on the building.
- Jakayla: They are all colorful.
- Victoria: Construction workers build buildings.
- Juan: Some buildings have doors.
- Keuris: Buildings have windows and mats.
- Adrian: They have front and back doors.
- Olivia: Bricks make buildings.
- Kevin: Houses are big!
- Brandon: They have walls to help them stand up.
- Ryleigh: Buildings have roofs and lights.
- Byron: Buildings are high!

**Want to know (W):**

- How do buildings get big? **Keuris**
- Who makes the houses? **Nicolas**
- How do bricks get on buildings? **Brandon**
- I want to know how to make windows.
- Who climbs my house to put the roof on? **Keuris**
- How is the bricks made? **Ryleigh**
- How do I first build a house? **Kevin**
- I want to learn who builds the door? **Keuris**
- Who fixes the lights? **Juan**
- Why are some houses small? **Olivia**
- How many people paint the house? **Aylin**
- What do the mason do? **Victoria**
- Who puts the carpet in the home? **Michael**

**Learned (L):**




There are various types of buildings in our community: Commercial and Residential.

My house has a door and ch...

Keuris - "My house is residential."

# QUESTION OF THE DAY

Which fabric pattern do you like best?

checks	Spots	Stripes
 Rahmere 2	 Jani 4	 NYell ortz Phillip 5

Jani - shirt and a skirt  
 Chanse - dress, flipflops  
 Joshua - mittens

*Labels*  
 A dress with  
 and pattern

# DISCUSSION AND SHARED WRITING

What makes our clothes special?

Isabelle: "My boots keep me warm in the winter, they are special".

Kiara: "My jacket keep me warm".

Darius: "My jacket keep me warm because is cold outside".

Keily: "My Jacket keep me warm when I go outside".

Adriana: "My boots keep my feet warm".

Mia: "My shoes are special because keep my feet comfy".

Spirit: "My boots keep me comfy".

Schedule

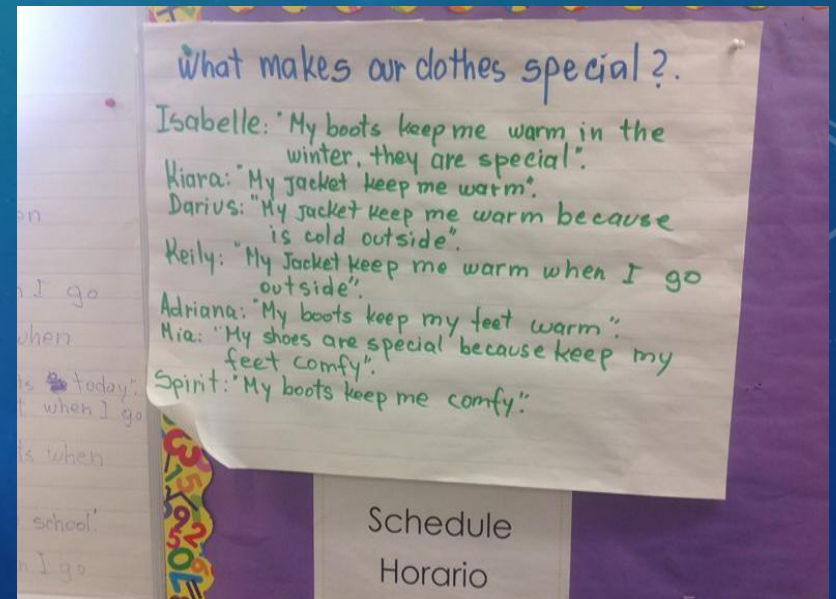


Horario

# SMALL GROUP



# READ ALOUD & REPEATED READ ALOUD

- Book Introduction
- Vocabulary
- Comments and Questioning
- After Reading Questions





# INTEREST AREAS



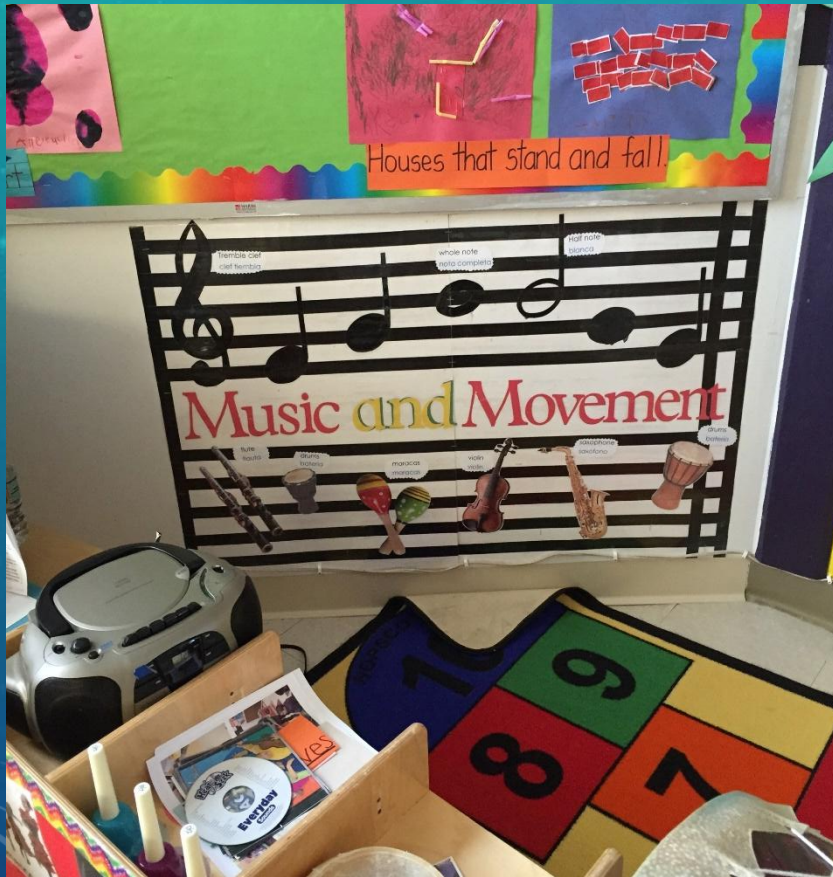
- There is a threefold purpose to interest areas:
  - To have children engage with each other and manipulate materials in their own way.
  - To give children time to use the materials, practicing and developing skills introduced through large group or small group activities.
  - Finally, to provide teachers with opportunities to engage in meaningful play with children while having specific objectives in mind to assess and scaffold learning.



# LEARNING ENVIRONMENT



# LEARNING ENVIRONMENT



# ASSESSMENT SYSTEM

The assessment system used in the preschool program is **Teaching Strategies GOLD**. The assessment system is linked to the curriculum and aligned to the NJ Preschool Teaching and Learning Standards for Preschool and the NJ Student Learning Standards for Kindergarten.

It is based on 36 research-based objectives. Objectives 37 & 38 are Language Acquisition objectives. It assess students on a progression of learning and development and provides preschool teachers with an opportunity to collect authentic assessment data while children are interacting in a natural environment.



# TEACHING STRATEGIES GOLD ASSESSMENT SYSTEM

**Area: Social-Emotional ①**

**Objective: 1 - Regulates own emotions and behaviors ①**

**Dimension: a. Manages feelings ①**

Level	Not Yet	Level 1	Level 2	Level 3	Level 4	Level 5	Level 6	Level 7	Level 8	Level 9
Indicators	<b>Hot Yet</b>		<b>Uses adult support to calm self</b>		<b>Comforts self by seeking out special object or person</b>		<b>Is able to look at a situation differently or delay gratification</b>		<b>Controls strong emotions in an appropriate manner most of the time</b>	
Examples <i>Hide</i>			<ul style="list-style-type: none"> <li>Calms self when touched gently, patted, massaged, rocked or hears a soothing sound</li> <li>Turns away from source of overstimulation and cries, but is soothed by being picked up</li> </ul>		<ul style="list-style-type: none"> <li>Gets teddy bear from cubby when upset</li> <li>Sits next to favorite adult when sad</li> </ul>		<ul style="list-style-type: none"> <li>When the block area is full, looks to see what other areas are available</li> <li>Scowls, "I didn't get to paint this morning." Pauses and adds, "I have an idea. I can paint after snack."</li> </ul>		<ul style="list-style-type: none"> <li>Asserts, "I'm mad. You're not sharing the blocks! I'm going to play with the ramps."</li> <li>Says, "I'm so excited! We're going to the zoo today!" while jumping up and down</li> </ul>	
Colored Bands <i>Hide</i>		Orange	Orange	Yellow	Yellow	Green	Green	Blue	Blue	Purple

The logo features the word "WRAP" in blue, uppercase, sans-serif font, positioned above the words "AROUND CARE" in yellow, uppercase, sans-serif font. The text is centered between two stylized bird-like shapes, each consisting of a grey circle with a yellow circle on top and a blue circle on the side, resembling an eye or a beak.

# WRAP AROUND CARE

**Thomas DeSiervo**  
**Director of Parks & Recreation**  
**Borough of Woodland Park**  
**[TDeSiervo@wpnj.us](mailto:TDeSiervo@wpnj.us)**  
**Phone: 973-345-8100 x 232**



Please refer to your  
**WELCOME PACKETS**  
for more information!



### Message from Mrs. C

Welcome! We are eager to begin working with you and your child! We want to ensure our preschool puppies get off to a great start. Here are two important tips to help make your child's first school experience great!

1. **Get enough sleep...** A good night's sleep is critical for a successful start. Start well before school begins getting your child into a good sleep pattern so that he or she is well rested for school. Children who are tired have a harder time saying goodbye in the morning. They also struggle with their ability to get along with others and participating in activities.
2. **Know the rules...** There is nothing worse than bringing that favorite toy to school only for your child to have to put it away when they arrive in the classroom. Sometimes stuffed animals and toys brought from home can be a distraction or a source of conflict between children. Please read the preschool handbook to ensure you know the school rules.

### Three Soothing Picture Books for Separation Anxiety

*Reading books are not only a great way to develop literacy skills, but they can be a great way to address emotional development. These books can help ease separation anxiety.*

#### The Kissing Hand



#### It's the Night Before Preschool



#### Llama Llama Misses Mama



### PK 3 Classes

The beginning of the school year is an exciting time! During the first several weeks of school the teachers will be supporting children as they say goodbye to their families, become familiar with the classroom and school routines. Whether children are new to preschool or not, expect that many will experience strong emotions - fear, anxiety, extreme excitement, sadness or frustration. You can support social emotional learning by encouraging them to talk about their feelings and reassuring them that you always come back to pick them up.

### PK 4 Classes

The PreK 4 classes will be learning about our school community and the names of the people who they see everyday. This is a great time to help your children at home with their self help skills such as putting on and taking off their jackets and dressing themselves. They also need to practice cleaning up after themselves. This is an exciting time for your child and they have so much to learn at Preschool.

### Health & Wellness Reminders

State licensing requires all students have a current medical (within 12 months) on file at all times.

Good oral health recommends children see a dentist every 6 months.

**All Pre K students attending need the flu vaccine set forth in N.J.A.C 8:57-4.**

Director of Early Childhood Education  
(973)317-7771

Preschool Master Teacher  
Kim Leary  
(973)317-7775

Board Certified Behavior Analyst  
Christina Dizia  
(973)317-7768

# QUESTIONS OR COMMENTS

